



# Standard USB-C

A guide to its possibilities

# An introduction to the world of USB-C

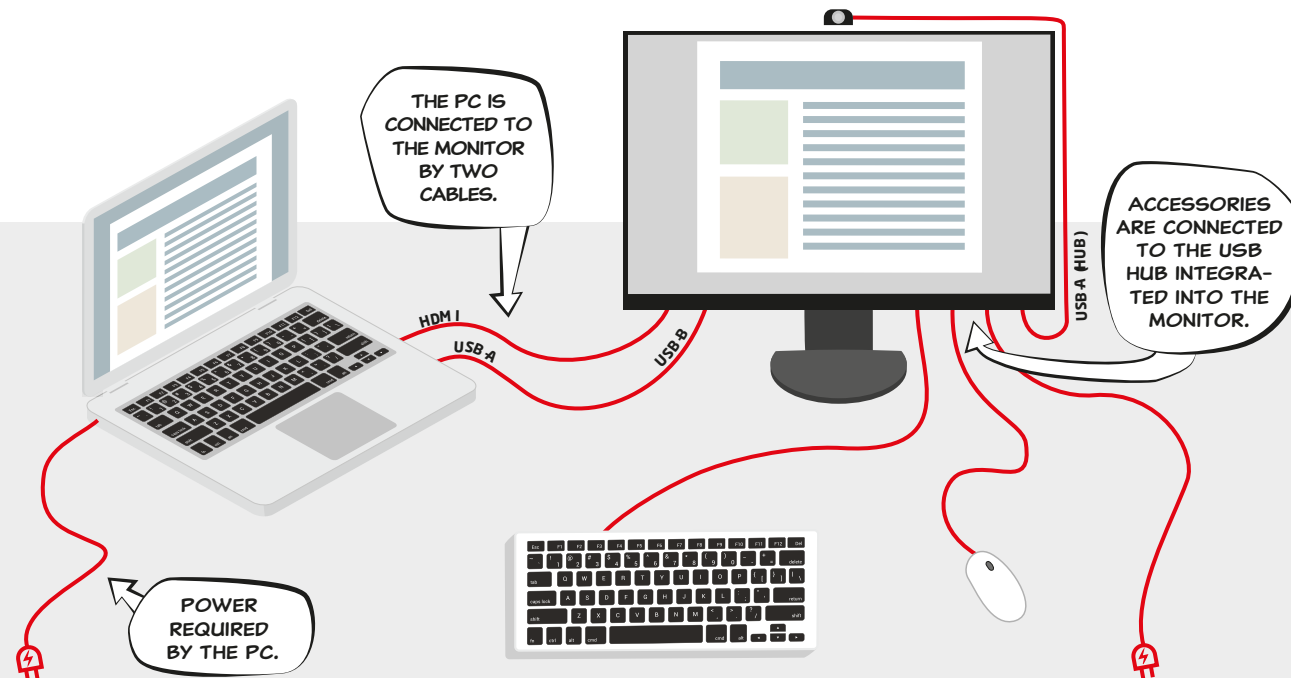
USB-C is more than just another version of the well known USB standard. USB-C introduces a completely new concept of working, with display equipment in a sustainable office ecosystem. With the help of this new standard, not only can we send data, and get the speakers, camera or microphone to communicate with the PC, but we can also display images and power the equipment.

This is a solution which completely changes the way we work, introducing an impressive level of flexibility.

This is a scenario we are all too familiar with: cable clutter at the workplace!

- HDMI cable connecting notebook to monitor
- Power cable connecting to the laptop
- USB hub connecting mouse, keyboard, camera, microphone, external hard drive
- Charging cable for mobile phone

This typical jumble of cables and connections is contrary to agile working practices. USB-C has the power to transform the workspace to support open office standards in hot desking and 'Bring Your Own Device (BYOD)'.  
© 2015 Intel Corporation. All rights reserved. Intel, the Intel logo, and USB-C are trademarks or registered trademarks of Intel Corporation or its subsidiaries in the United States and other countries.



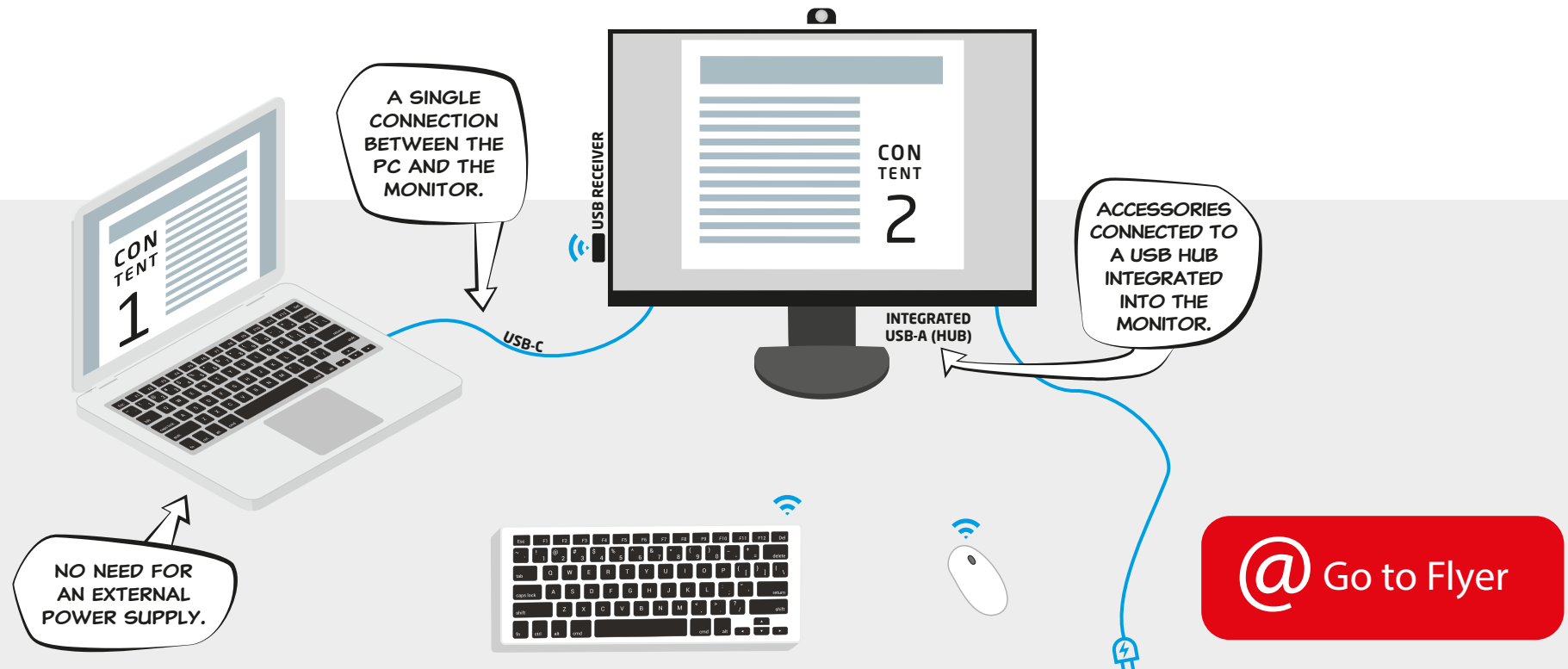
# A single-monitor workspace

based on USB-C

Your desk could look entirely different if you use a USB-C monitor. This monitor is the centerpiece of a modern workspace. It becomes a docking station for other appliances needed for your daily work. This solution allows the PC to communicate with the monitor and the appliances connected to it, the mouse, keyboard and camera, using only a single cable.

The monitor also powers the PC, so you don't have to plug in a power cable. As with the standard HDMI connection, the monitor displays an image in widescreen mode on the laptop, so you have a lot more room for your work and fewer cables on the desk.

Our USB-C enabled E- and EA- Series desktop displays are purpose-designed to reduce cable clutter and support today's flexible working practices.



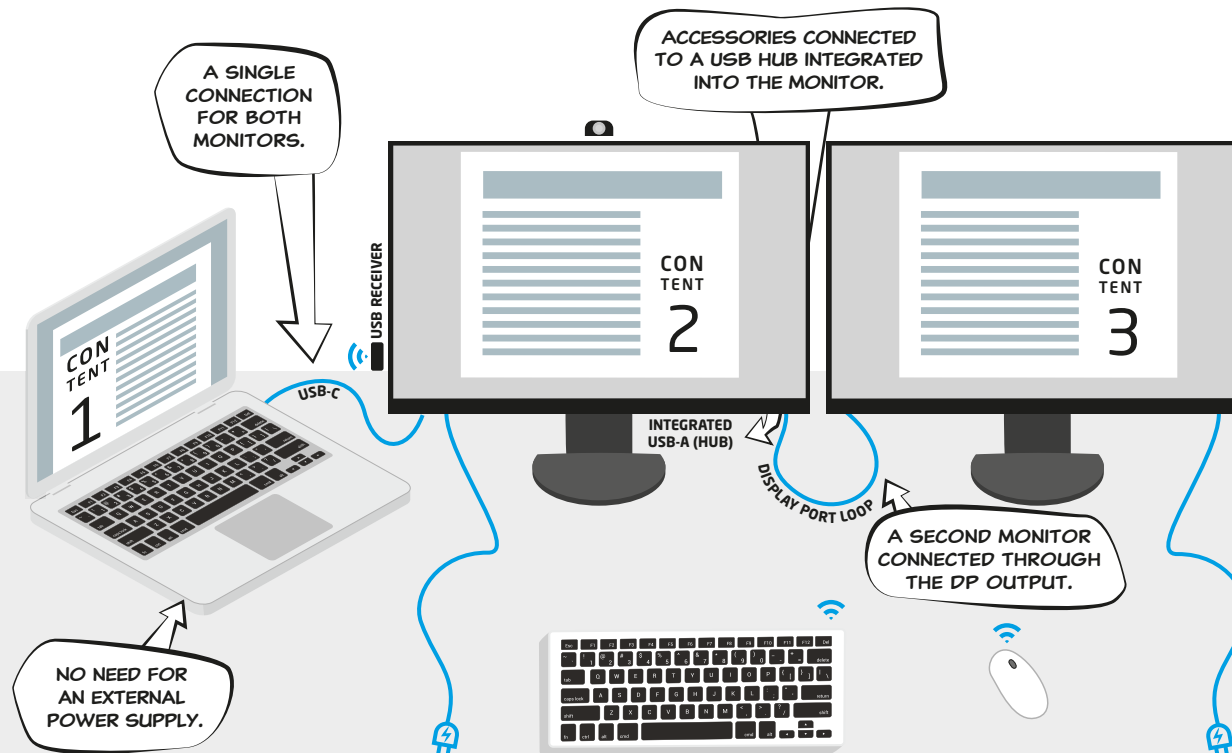
# A two-monitor workspace

based on USB-C

NEC MultiSync® EA monitors with a USB-C socket have one more very useful feature: a Display Port signal output. This means that the monitor can function as an integrated docking station to which an additional monitor can be connected, as well as other accessories, the computer, and its power supply. What's more, you can use your old monitor (of any type) as long as it has a Display Port 1.2 standard.

By extending your current workspace with an NEC MultiSync® EA monitor with USB-C connectivity, not only do you benefit from the latest screen technology, but also from an exceptionally flexible setup.

Despite having two monitors and a PC, this configuration only requires a minimum number of cables on the desk.





# Hybrid meetings made simple

using USB-C

DO YOU NEED TO PRESENT YOUR IDEA QUICKLY TO THE TEAM AT YOUR WORKPLACE OR REMOTELY?

**NOTHING COULD BE SIMPLER!**

JUST DISCONNECT YOUR LAPTOP FROM YOUR DESK WORKSPACE – YOU DON'T EVEN HAVE TO SWITCH IT OFF – GO TO THE MEETING ROOM, CONNECT YOUR LAPTOP TO THE NEC WD551 OR SHARP PN-CD701 VIA THE USB-C CABLE AND START A QUICK MEETING DISPLAYING THE CONTENT ON THE LARGE FORMAT TOUCH SCREEN.



Recent market research has shown that people won't return to the office full-time post-COVID. In the future, the majority of meetings will be hybrid, with some people joining from a corporate meeting room and others joining from home. Future meeting and collaboration rooms will have to address this by offering the right collaborative display solutions.

The perfect tool for these spaces could be the NEC MultiSync® WD551 or Sharp PN-CD701 displays. With a single USB-C cable, users can connect their own devices to instantly start video meetings.



Watch Webinar on  
NEC WD551

# Introducing Sharp/NEC Windows Collaboration Displays using USB-C

A Windows Collaboration Display is an interactive display certified by Microsoft with embedded microphone and speakers and a wide-angle camera. Built-in IoT room sensors allow you to monitor the meeting space environment to optimise comfort and maximise room usage for improved ROI. The two USB-C interfaces allow you to simply connect your laptop to start a meeting. You don't have to worry about the power supply, a charge is received through the USB-C cable to power the PC, whilst you interact with all your familiar apps using the large format touch display as if it were your laptop screen.

Simply disconnect your laptop from your desk workspace, go to the meeting room, connect your laptop to the NEC WD551 or the Sharp PN-CD701 via a USB-C cable and you can start a quick meeting, displaying the content on the Windows Collaboration Display or start a video meeting using Microsoft Teams or other VC clients.

The appeal is in its simplicity. The most easy-to-use, user-centred solution for hybrid workspaces, inviting teams to walk in, plug in, and work together by simply scaling up their familiar device.



Watch the NEC  
WD551 video



Watch the  
PN-CD701 video



# NEC WD551 & Sharp PN-CD701

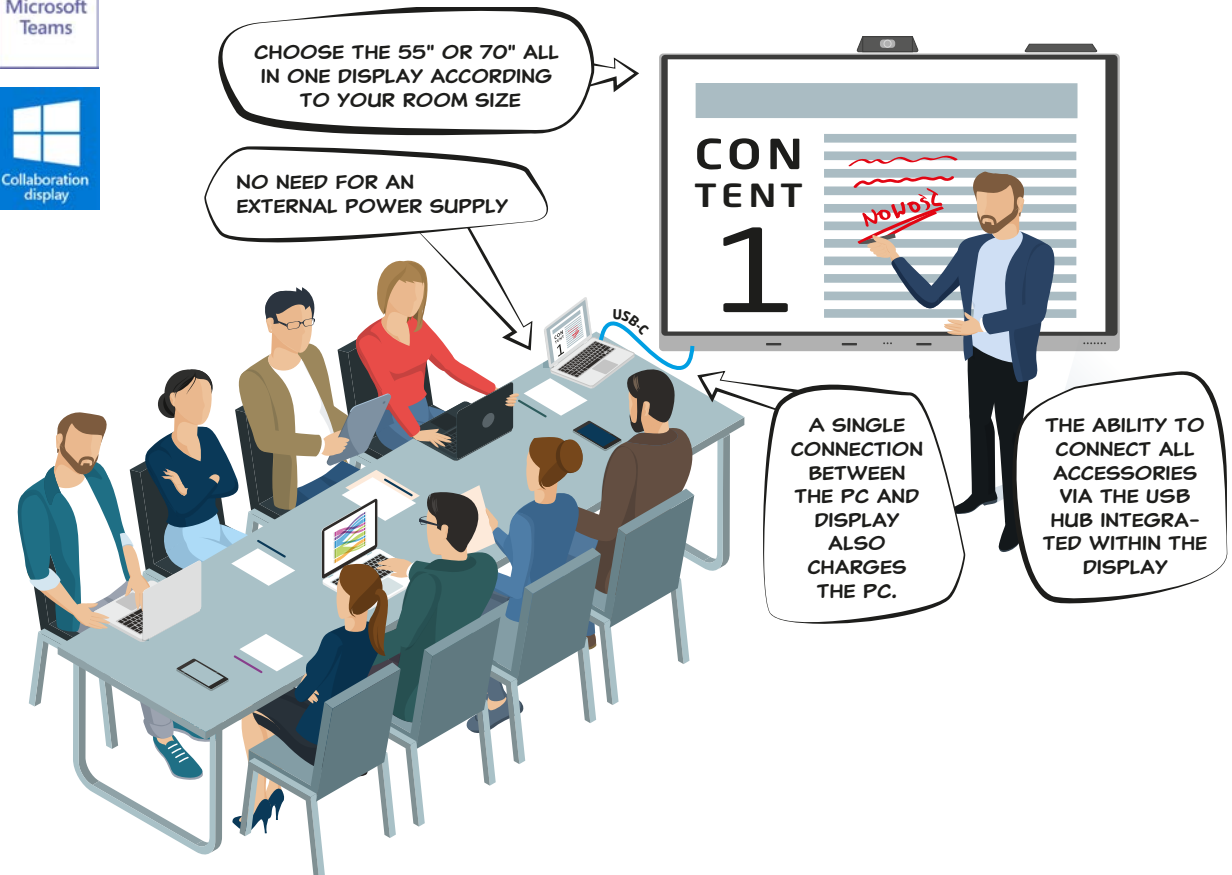
using USB-C

## NEC WD551 technical data:

- Microsoft Teams certified
- Diagonal screen size 55", resolution UHD 3840x2160 pix
- PCAP touch screen technology
- 2 x USB-C
- 4K camera
- 2x 12W speakers, background noise-reducing microphone
- IoT sensors- occupancy, temperature, humidity, lighting, air quality
- Active pens compatible with Microsoft Ink
- USB-C cable included

## Sharp PN-CD701 technical data:

- Certified Windows Collaboration Display
- Diagonal screen size 70", resolution UHD 3840x2160 pix
- PCAP touch screen technology
- 2 x USB-C
- 4K camera
- 2x 12W speakers
- Integrated long-range microphone
- IoT sensors- occupancy, temperature, humidity, lighting, Air quality
- Wireless Casting and Touch Back
- USB-C (8 metres) cable included



Sharp/NEC Windows Collaboration Displays seamlessly integrate into modern meeting environments.



## Get in touch!

**Sharp NEC Display Solutions Europe GmbH**

Landshuter Allee 12-14, D-80637 München

infomail@sharpnec-displays.eu

Phone: +49 (0) 89 99 699-0

Fax: +49 (0) 89 99 699-500

**[www.sharpnecdisplays.eu](http://www.sharpnecdisplays.eu)**

This document is © Copyright 2022 Sharp NEC Display Solutions Europe GmbH. All rights are reserved in favour of their respective owners. The document, or parts thereof, should not be copied, adapted, redistributed, or otherwise used without the prior written permission of Sharp NEC Display Solutions Europe GmbH. This document is provided "as is" without warranty of any kind whatsoever, either express or implied. Errors and omissions are excepted. Sharp NEC Display Solutions Europe GmbH may make changes, revisions or improvements in, or discontinue the supply of any product described or referenced in this document at any time without notice. JG 01.03.2022

**SHARP / NEC**